

## PRODUCT SERIES SPECIFICATIONS

**Series:** PMC

**Category:** General Purpose

**Pressure:** Vacuum to 120 psi, 8.3 bar

**Temperature:** -40°F to 180°F (-40°C to 82°C)

**Material Compliance**

**Reach:** Compliant

**RoHS:** Compliant

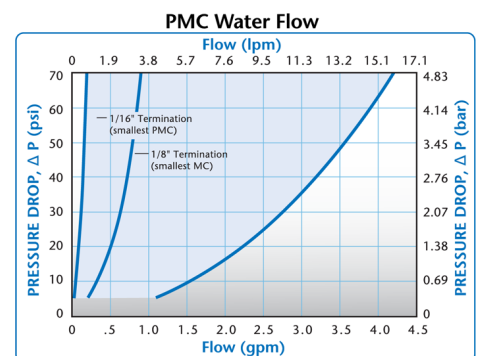
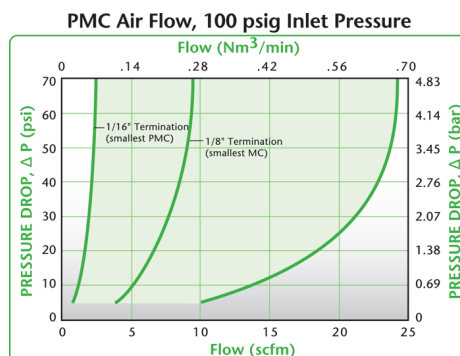
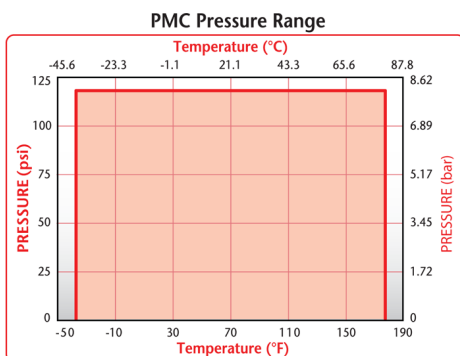
For more information see [cpcworldwide.com](http://cpcworldwide.com) or contact us at [cpcworldwide.com/ContactUs](http://cpcworldwide.com/ContactUs)

*Interactive 3D graphic, click to activate and rotate.*

**The 1/16" flow PMC coupling** covers a wide variety of general-purpose applications. Featuring the CPC thumb latch, the PMC is easier to use than ball-and-sleeve designs. One-hand connection/disconnection and integral terminations make the PMC the choice for ease of use and manufacture. This coupling is NuSeal® compatible.

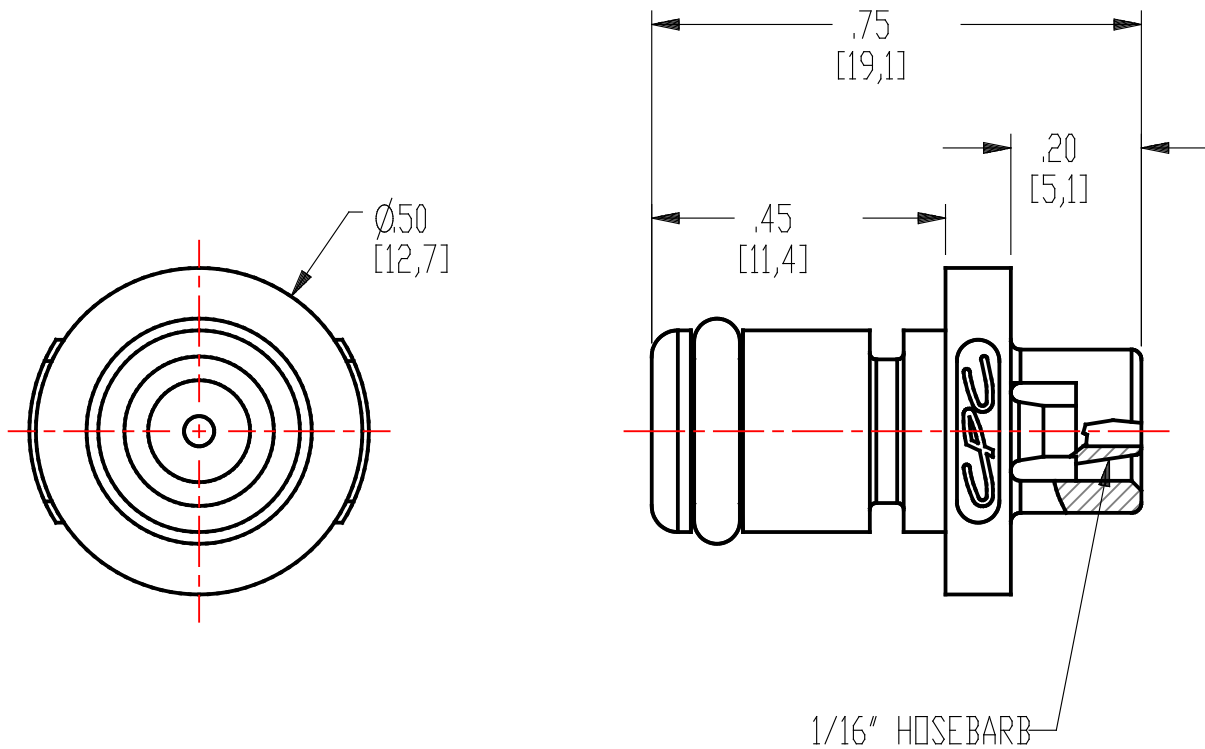
## Features - Benefits

- Hose barb shroud - Extra protection for the 1/16" hose barb
- Integral terminations - Fewer leak points, shorter assemblies, faster installations
- Compatible - Mates with PMC12 and MC Series couplings
- Clicks when connected - Assurance of a reliable connection



These graphs are intended to give you a general idea of the performance capabilities of each product line. Contact CPC for flow of a particular coupling combination.

**Technical details:**



**Description:** 1/16" Hose Barb Non-Valved In-Line Coupling Insert

**Materials:**

**Main Components:** Natural white Acetal

**Seals:** BUNA-N

**Valve:** N/A

**Valve Spring:** N/A

**Standard Packaging Quantity:** 25