

## PRODUCT SERIES SPECIFICATIONS

**Series:** PLC

**Category:** General Purpose

**Pressure:** Vacuum to 120 psi, 8.3 bar

**Temperature:** -40°F-180°F (-40°C-82°C)

**Material Compliance**

**Reach:** Compliant

**RoHS:** Compliant

For more information see [cpcworldwide.com](http://cpcworldwide.com) or contact us at [cpcworldwide.com/ContactUs](http://cpcworldwide.com/ContactUs)

*Interactive 3D graphic, click to activate and rotate.*

**The 1/4" flow PLC Series** is proven worldwide in thousands of applications and offers the widest selection of sizes and configurations. PLC couplings are injection molded from acetal thermoplastic and are resistant to most mild chemical solutions. One-hand connection/disconnection, plus integral terminations make the PLC Series the choice for ease of use and manufacture.

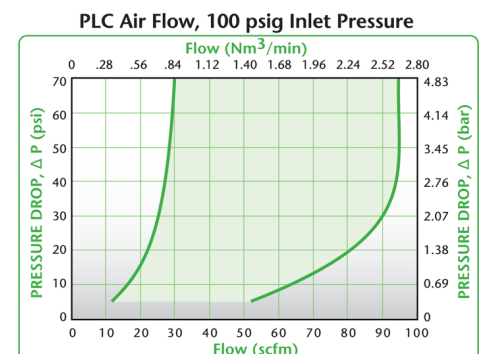
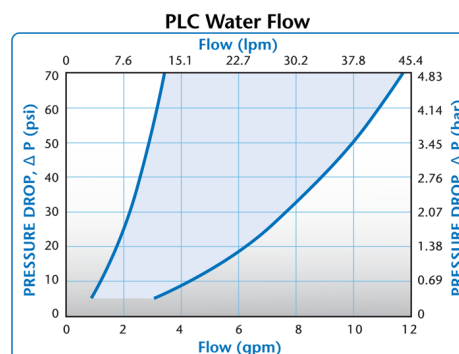
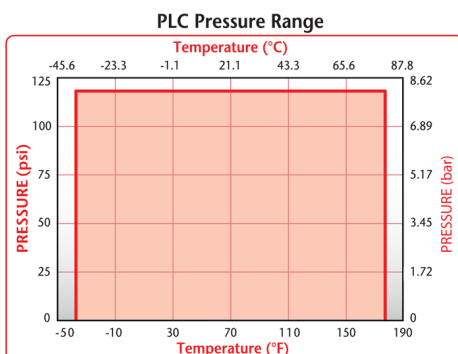
## Features - Benefits

CPC thumb latch - One-hand connection and disconnection

Integral terminations - Fewer leak points, shorter assemblies, faster installations

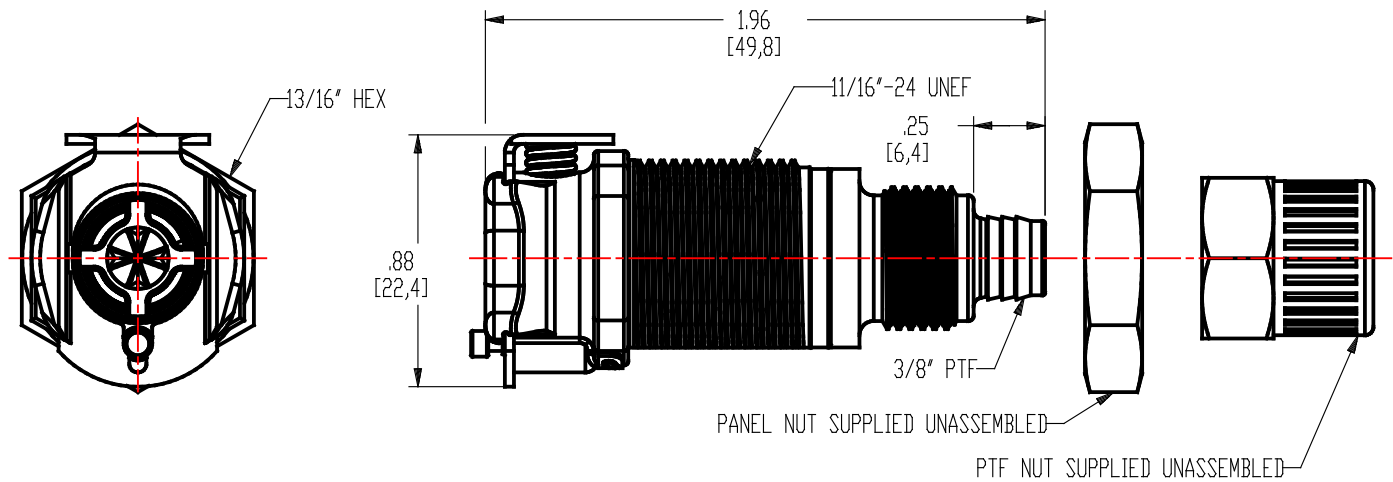
Clicks when connected - Assurance of a reliable connection

Compatible - Mates with LC and PLC12 Series couplings



These graphs are intended to give you a general idea of the performance capabilities of each product line. Contact CPC for flow of a particular coupling combination.

**Technical details:**



**Description:** 3/8" PTF Valved Panel Mount Coupling Body

**Materials:**

**Main Components:** Natural White Acetal

**Valve:** Natural White Acetal

**Thumb Latch:** Stainless Steel

**Valve Spring:** Stainless Steel

**External Spring:** Stainless Steel

**Seals:** BUNA-N

**Others:** Barrel Nickel plated brass PTF and panel nut

**Standard Packaging Quantity:** 25